



Grange Park
Primary School

Welcome to Year 1 Home learning

Information for Year 1 parents: 2024

Home Learning

- Home learning expectations are shown in the table below.
- A home learning timetable is uploaded to the children's Google Classroom each week to help them navigate it with ease.

	Reading	Writing	Maths	Humanities	Additional
Year 1	<p>1 reading for pleasure book sent home. Read to the child by their parent/s.</p> <p>1 Read, Write, Inc book. Read daily, reading records signed once a week.</p> <p>Children are still learning single set one sound: sound book.</p>	<p>Fortnightly English task. This is a range of punctuation, grammar and writing activities (paper based then move onto Google Classroom as soon as the children receive their 1:1 chromebooks).</p> <p>Word of the week (1 word sent home to be used and practised).</p> <p>Spelling shed: set weekly, daily practise.</p>	<p>Fortnightly Maths task set and submitted on Google classroom.</p> <p>Numbots (subscription) - optional.</p>	<p>Humanities project set on the Google Classroom.</p>	<p>Weekly knowledge organiser shared with the children and adults</p> <p>Specific pre learning/overlearning packs targeted at specific children</p> <p>Throughout the year, Growth Mindset and Acts of Kindness home learning can be set.</p> <p>Computing: 3 weekly cycle : Howdoun, touch typing, esafety.</p>

Reading

- One of the most important home learning tasks we send home is daily reading.
- Children bring home an RWI book (or a banded book once they complete RWI) and a reading-for-pleasure book.
- Please sign the diary each time your child has read their book.
- For additional information on reading at Grange Park, along with further recommended reads, please visit our [Website](#)






Google Classroom - Stream page

- Login details for Google Classroom can be found in your child's reading diary.
- Home learning is set every Friday on Google Classroom.
- A home learning timetable is uploaded to the Stream and includes links to helpful videos, such as for Maths or Phonics.
- The school website also has useful pages to support with:
- [How to login to Google Classroom](#)

Stream Classwork People Marks

**Jo Choueke**
25 Oct

Dear Year 1,

What a fantastic first half term we have had. Well done for all your hard work.


This is the first homework on Google classroom. All your new logins are now inside your purple reading records. You can practise the spellings on Edshed. Practise your number skills on Numbots. Keep practising login on and off your computer.


Read your RWI book and sign your reading record.


Below we have attached some phonics videos to revise. Choose the level that suits your reading level
We have put 1 sound each from set 1, 2 and 3 in the links (a, ay, ea). They will be available to watch until 7.10.24


Enjoy time with your family.

Year 1 team





**Ruth Miskin Training**
<https://schools.ruthmiskin.com/t>

**Ruth Miskin Training**
<https://schools.ruthmiskin.com/t>

**Ruth Miskin Training**
<https://schools.ruthmiskin.com/t>

**Week 7.docx.pdf**
PDF

Year 1 home learning timetable Friday 25.11.24

SpellingShed	Maths	Computing	English
 SpellingShed Spellings will go live on Friday 1st October Practise your spellings 3 times a week. (Quiz every Friday.) Words ending in 'ff', 'll', 'ss', 'zz' and 'ck' puff fluff bell doll grass kiss buzz fizz clock back	 White Rose Maths If you feel you would benefit from overlearning content and new vocabulary, look at the links below. These activities are optional. This week we have been learning about taking away within 10 by crossing out a part from the given whole number. https://vimeo.com/732388550	Over the holiday keep practising logging on and off. All your logins are inside your purple reading record. This week we have been learning about taking away within 10 by crossing out a part from the given whole number.	 Practise reading your RWI book and sign the reading record.  Half term reading challenge - How many books or comics can you read or listen to over the half term holiday? Write all the names of your books in your reading record so we can chat about the stories when you return.

Learning Quest:

Next half term, our exciting Learning Quest topic will be 'Incredible Inventors'. We would like the children to take on the role of an inventor and answer the following question:



If you could invent something, what would you invent and why?

This could be a poster, a video, a powerpoint presentation, a poem etc.

The deadline for handing in their project is Monday 9th December 2024.



Google Classroom - Classwork

- The 'Classwork' tab contains the home learning and any necessary attachments, such as slides or documents needed for the assignments.

The screenshot shows the Google Classroom interface with the 'Classwork' tab selected. At the top, there are tabs for 'Stream', 'Classwork', 'People', and 'Marks'. Below the tabs is a blue '+ Create' button and a dropdown menu showing 'All topics'. The main section is titled 'Home Learning' with a leaf icon and a vertical ellipsis menu. Below this is a card for 'Home learning - Friday 25th October' posted on '25 Oct'. The card contains the text: 'No due date', 'Have a look at the homework timetable. Work your way through the activities. Your logins are inside the purple reading record. Remember the spellings will go live on Friday 1st November but you can access the site before and play spelling games. Click on links to watch phonics and maths clips for over learning. Please read your RWI books and get an adult to sign your reading record so we know you have practised.' To the right of the text are two statistics: '1 Handed in' and '27 Assigned'. At the bottom of the card is a PDF attachment titled 'Week 7.docx.pdf' with a small thumbnail image.

Stream **Classwork** People Marks

+ Create

All topics

Home Learning

Home learning - Friday 25th October Posted 25 Oct

No due date

Have a look at the homework timetable. Work your way through the activities. Your logins are inside the purple reading record. Remember the spellings will go live on Friday 1st November but you can access the site before and play spelling games. Click on links to watch phonics and maths clips for over learning. Please read your RWI books and get an adult to sign your reading record so we know you have practised.

1 Handed in 27 Assigned

Week 7.docx.pdf PDF

Google Classroom - Handing in an assignment

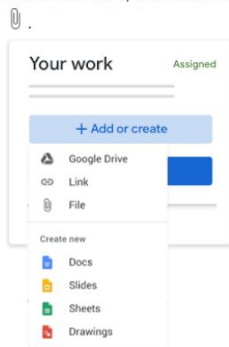
- When all home learning is complete, please click 'Hand in.' You can upload photos or a document to show the completed work, such as handwritten sentences or spelling practice on paper.
- Top tip: Download the Google Classroom app on your phone to easily upload pictures directly.

1. Go to classroom.google.com.

2. Click the class > Classwork > the assignment.

3. To attach an item:




- Under Your work, click Add or create > select Google Drive , Link , or File .



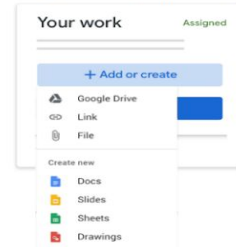
- Select the attachment or enter the URL for a link and click Add.

Note: You can't attach a file you don't own.

4. To attach a new doc:



- Under Your work, click Add or create > select Docs , Slides , Sheets , or Drawings .

A new file attaches to your work and opens.

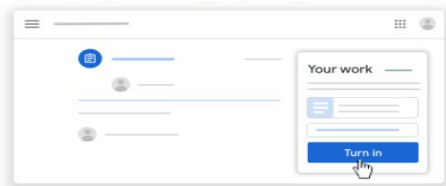


- Click the file and enter your information.


Note: You can attach or create more than one file.

5. (Optional) To remove an attachment, next to the attachment's name, click Remove .
6. (Optional) To add a private comment to your teacher, under Private comments, enter your comment and click Post .
7. Click Turn In and confirm.

The status of the assignment changes to Turned in.



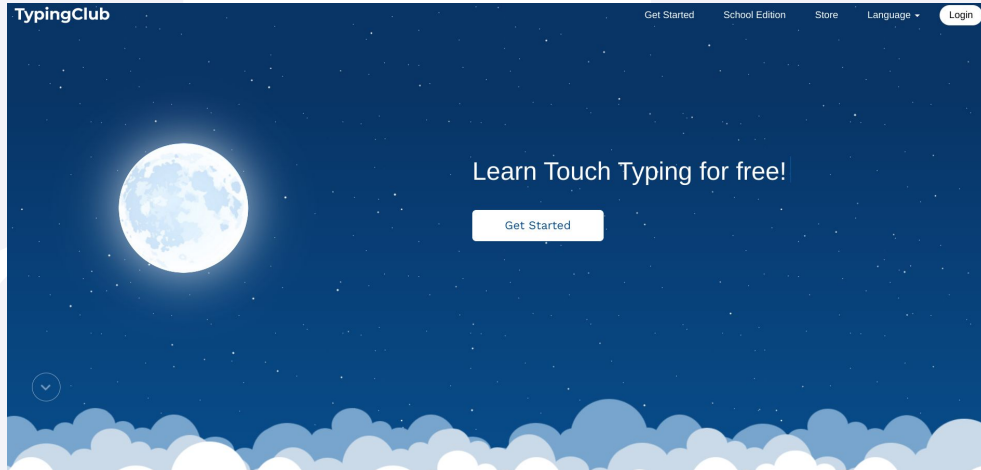
Google Classroom - Handing in an assignment



- Here is a video demonstration on how to hand in work and add attachments.
- Please click 'Hand in' to help teachers monitor completed home learning

Home learning websites - Typing Club

- Go to the website where children can practise their typing skills. Click 'Get Started' and follow the on-screen instructions



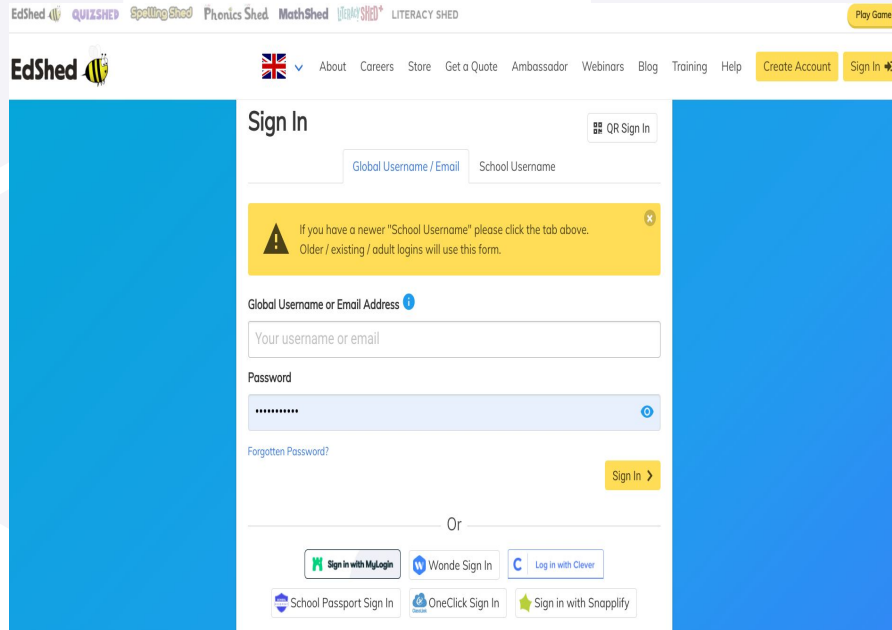
NEW KEY INTRODUCTION

Type the **f** key using your left index finger.

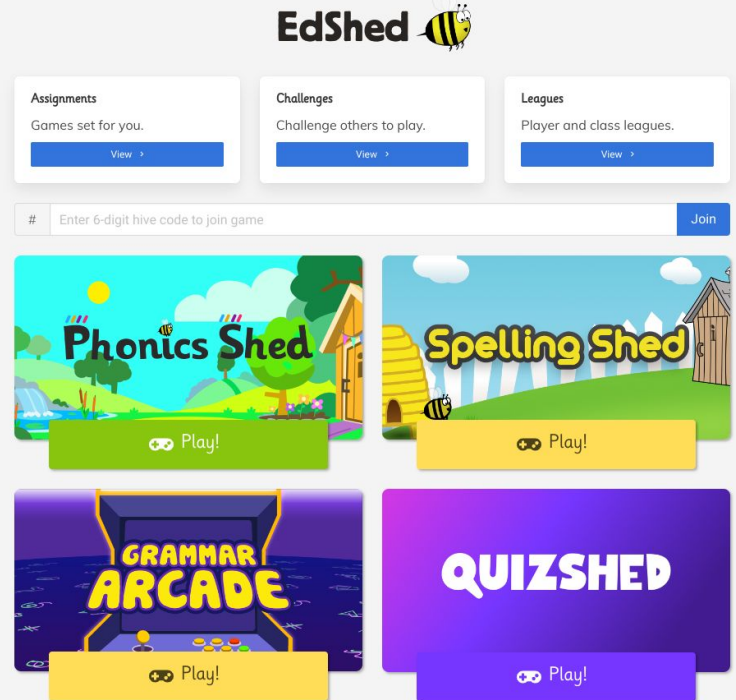


Home learning websites - Spelling Shed

- Visit the [website](#) and login using the details provided in your child's diary.
- Children can view their assigned tasks and play games to practise their spellings.



The screenshot shows the EdShed website's login interface. At the top, there is a navigation bar with links to QUIZSHED, SpellingShed, PhonicsShed, MathShed, and LITERACY SHED. The main heading is "Sign In". Below it, there are two tabs: "Global Username / Email" and "School Username". A yellow warning box states: "If you have a newer 'School Username' please click the tab above. Older / existing / adult logins will use this form." Below the tabs, there is a form with fields for "Global Username or Email Address" and "Password". A "Forgot Password?" link is also present. At the bottom, there are several login options: "Sign in with MyLogin", "Wonde Sign In", "Log in with Clever", "School Passport Sign In", "OneClick Sign In", and "Sign in with Snappify".



Home learning websites - Numbots/ Times Tables Rockstars

- Login details can be found in your child's diary and are the same for both.
- Children can complete maths games and questions if they wish.
- This is optional home learning.

